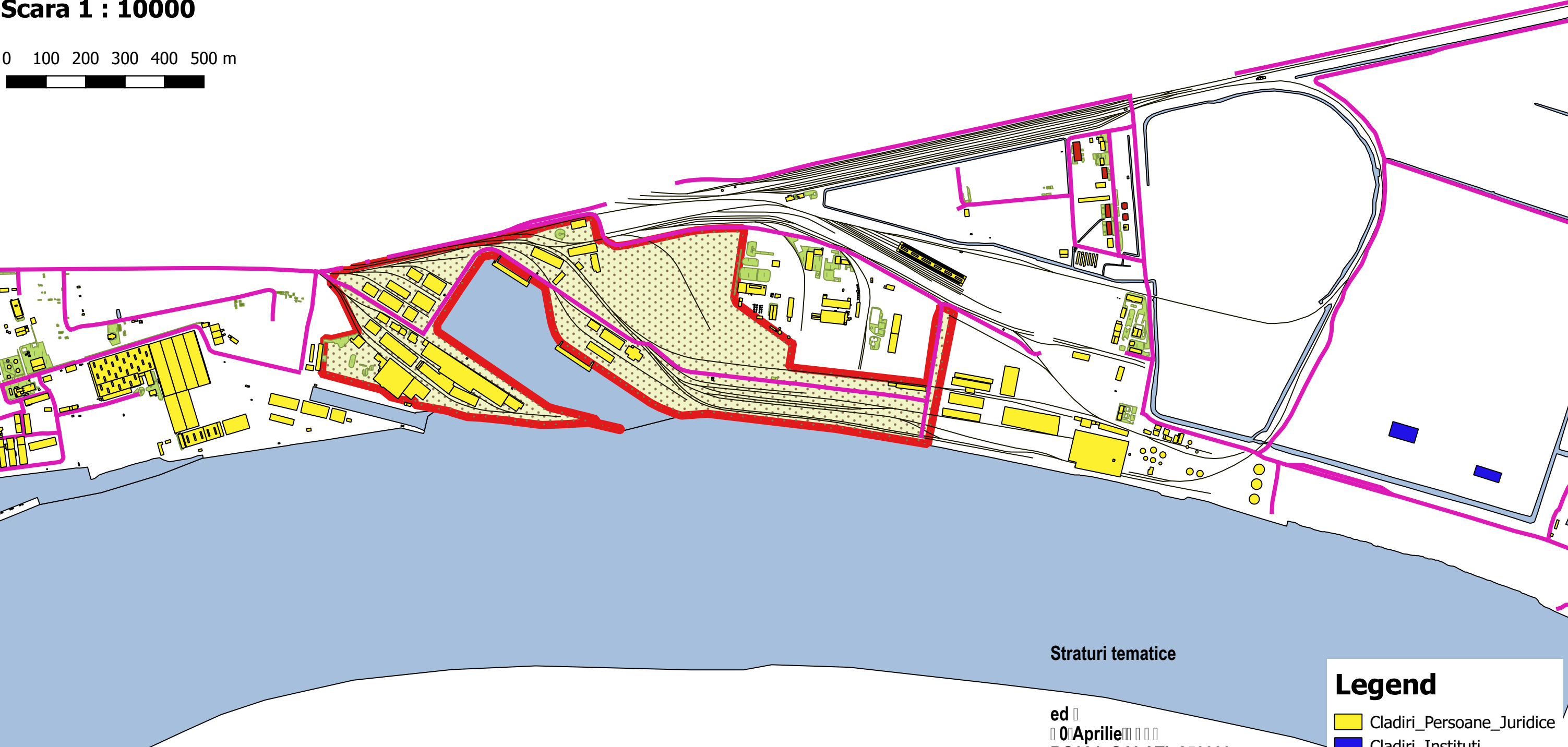
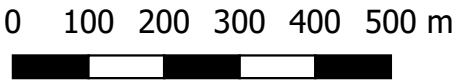


Port Bazinul Nou Harta de Baza

Straturi Tematice

Scara 1 : 10000



Straturi tematice

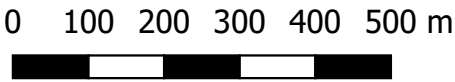
ed
00Aprilie
RO024_GALATI_250000
A A BAZA
A M SA alati
rtul Ba ul u
S MAS A
S A ZA rl A A
i r ac u ticeu
a

- Legend**
- Cladiri_Persoane_Juridice
 - Cladiri_Instituti
 - Cai_Rutiere
 - Cladiri_Rezidentiale
 - Cladiri_Culte
 - Cai_Ferate
 - Blocuri_pe_scari
 - Spatii_verzi
 - Limita_Port_Bazinul_Nou
 - Ape_Permanente_P17

Port Bazinul Nou Harta de Conflict

Interval : Zi / Seara / Noapte

Scara 1 : 10000



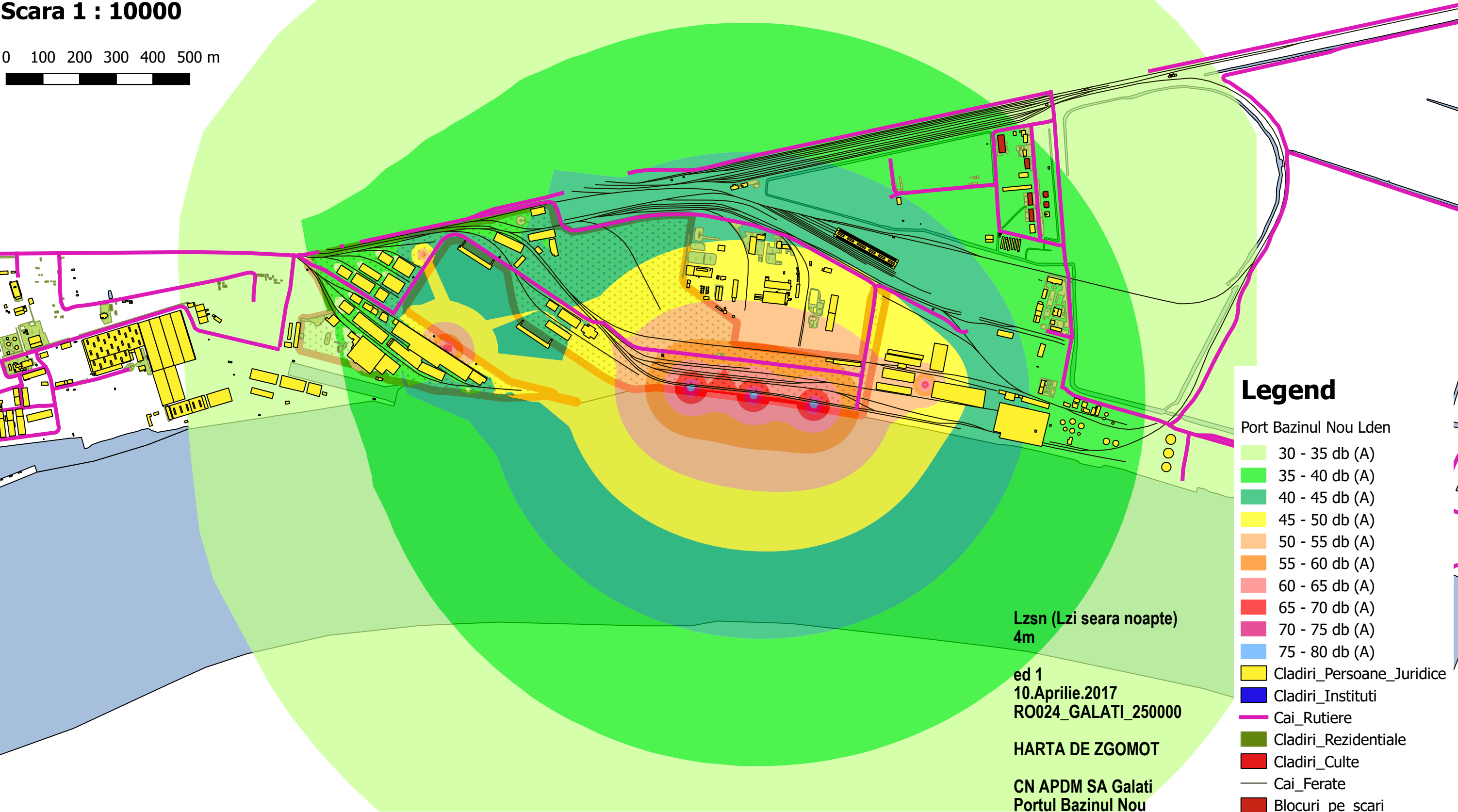
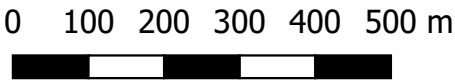
Legend

- Port Bazinul Nou Lden conflict
- 50 - 55 db (A)
 - 55 - 60 db (A)
 - 60 - 65 db (A)
 - 65 - 70 db (A)
 - 70 - 75 db (A)
 - 75 - 80 db (A)
 - Cladiri_Persoane_Juridice
 - Cladiri_Instituti
 - Cai_Rutiere
 - Cladiri_Rezidentiale
 - Cladiri_Culte
 - Cai_Ferate
 - Blocuri_pe_scari
 - Limita_Port_Bazinul_Nou
 - Spatii_verzi
 - Limita_Port_Bazinul_Nou
 - Ape_Permanente_P17

Port Bazinul Nou Harta de Zgomot

Interval : Zi / Seara / Noapte

Scara 1 : 10000



Legend

Port Bazinul Nou Lden

- 30 - 35 db (A)
- 35 - 40 db (A)
- 40 - 45 db (A)
- 45 - 50 db (A)
- 50 - 55 db (A)
- 55 - 60 db (A)
- 60 - 65 db (A)
- 65 - 70 db (A)
- 70 - 75 db (A)
- 75 - 80 db (A)
- Cladiri_Persoane_Juridice
- Cladiri_Instituti
- Cai_Rutiere
- Cladiri_Rezidentiale
- Cladiri_Culte
- Cai_Ferate
- Blocuri_pe_scari
- Spatii_verzi
- Limita_Port_Bazinul_Nou
- Ape_Permanente_P17

Lzsn (Lzi seara noapte)
4m

ed 1
10.Aprilie.2017
RO024_GALATI_250000

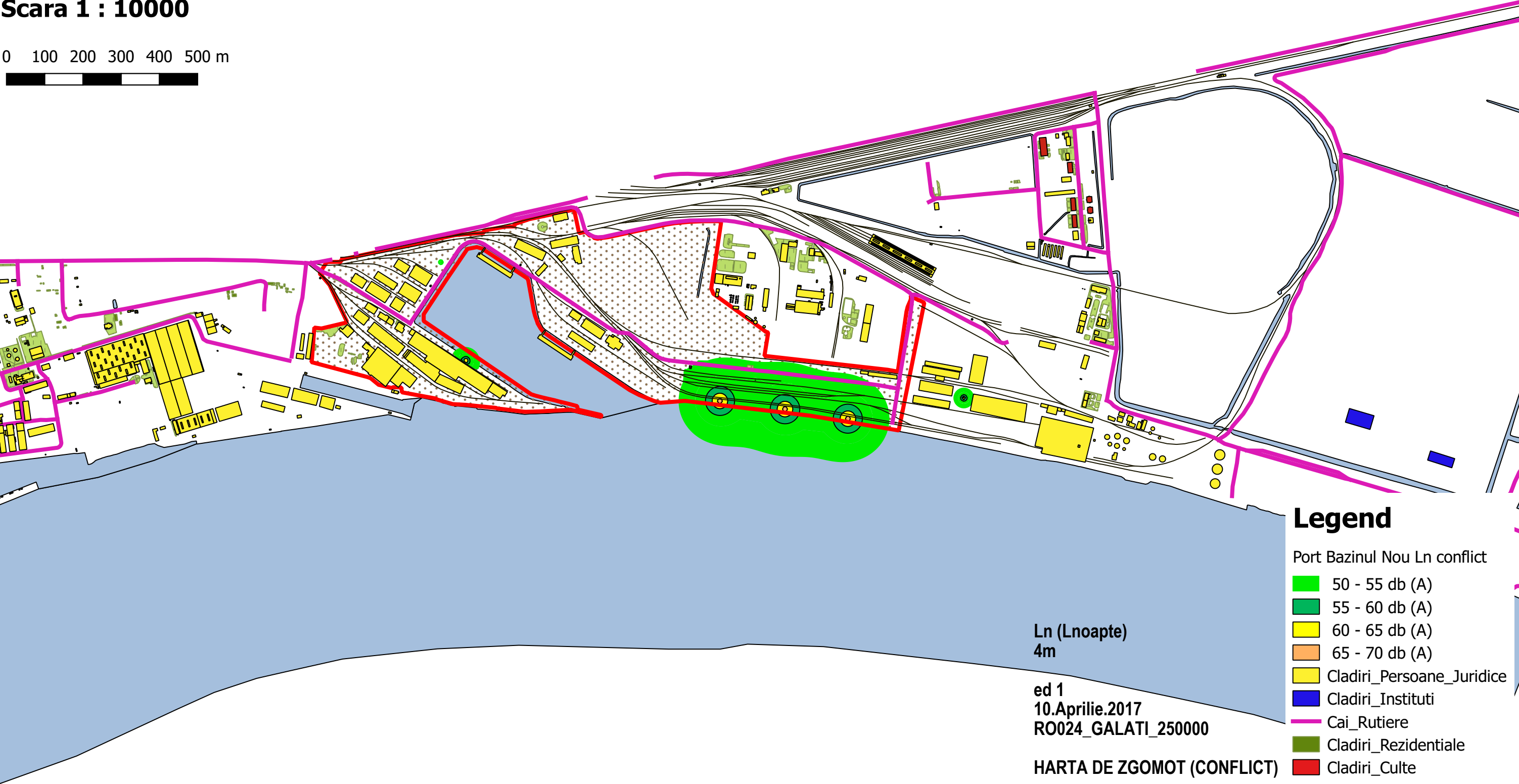
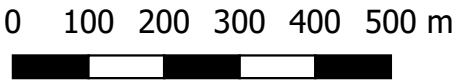
HARTA DE ZGOMOT

CN APDM SA Galati
Portul Bazinul Nou
SC GRUPUL DE MASURATORI
SI DIAGNOZA srl GALATI
www.vibroacoustic.eu
Fax: +40336802228

Port Bazinul Nou Harta de Conflict

Interval : Noapte

Scara 1 : 10000



Legend

- Port Bazinul Nou Ln conflict
- 50 - 55 db (A)
 - 55 - 60 db (A)
 - 60 - 65 db (A)
 - 65 - 70 db (A)
 - Cladiri_Persoane_Juridice
 - Cladiri_Instituti
 - Cai_Rutiere
 - Cladiri_Rezidentiale
 - Cladiri_Culte
 - Cai_Ferate
 - Blocuri_pe_scari
 - Limita_Port_Bazinul_Nou
 - Spatii_verzi
 - Limita_Port_Bazinul_Nou
 - Ape_Permanente_P17

Ln (Lnoapte)
4m

ed 1
10.Aprilie.2017
RO024_GALATI_250000

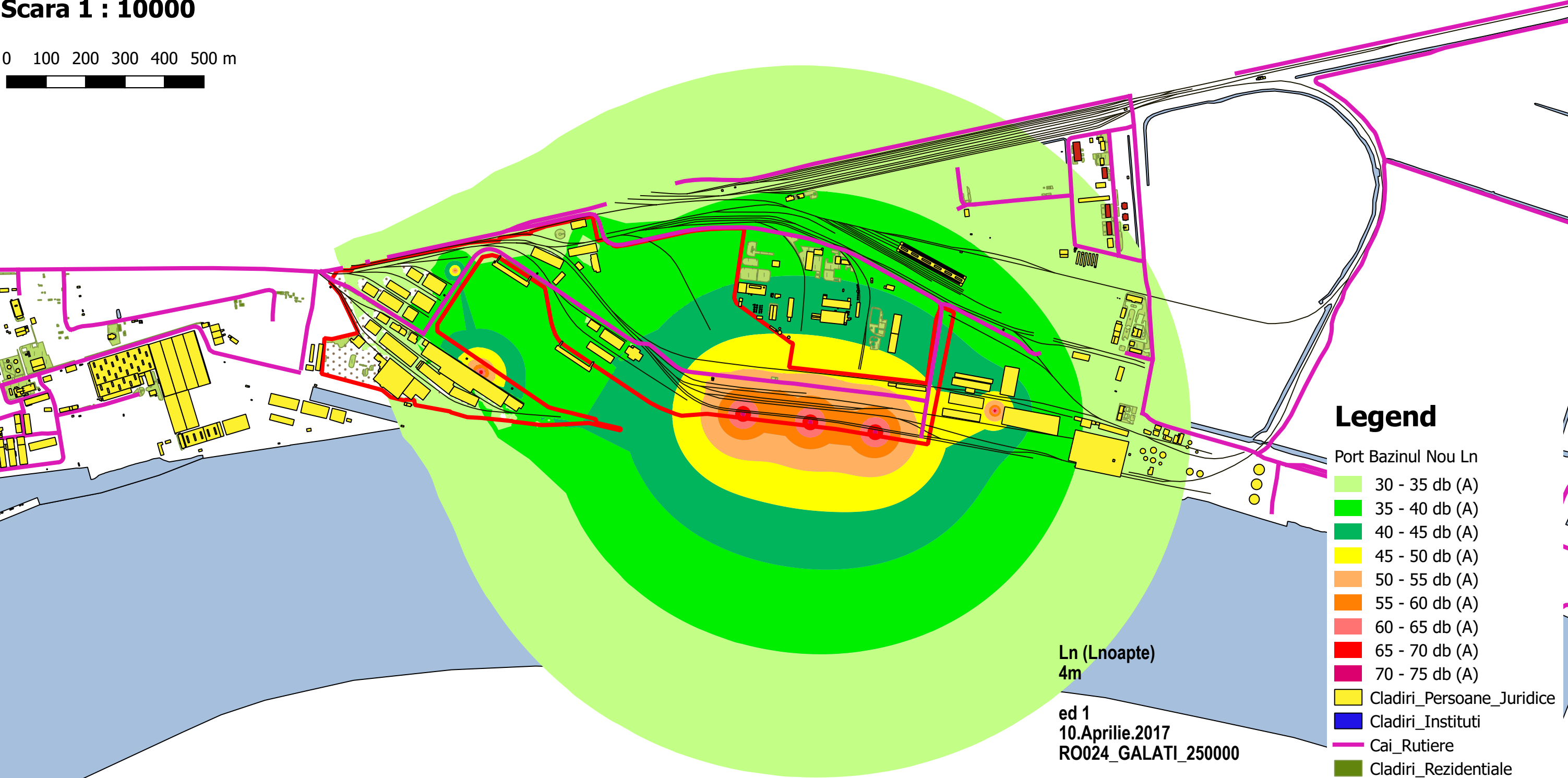
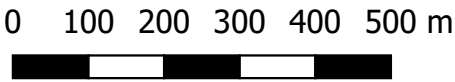
HARTA DE ZGOMOT (CONFLICT)

CN APDM SA Galati
Portul Bazinul Nou
SC GRUPUL DE MASURATORI
SI DIAGNOZA srl GALATI
www.vibroacoustic.eu
Fax: +40336802228

Port Bazinul Nou Harta de Zgomot

Interval : Noapte

Scara 1 : 10000



- Legend**
- Port Bazinul Nou Ln
- 30 - 35 db (A)
 - 35 - 40 db (A)
 - 40 - 45 db (A)
 - 45 - 50 db (A)
 - 50 - 55 db (A)
 - 55 - 60 db (A)
 - 60 - 65 db (A)
 - 65 - 70 db (A)
 - 70 - 75 db (A)
 - Cladiri_Persoane_Juridice
 - Cladiri_Instituti
 - Cai_Rutiere
 - Cladiri_Rezidentiale
 - Cladiri_Culte
 - Cai_Ferate
 - Blocuri_pe_scari
 - Limita_Port_Bazinul_Nou
 - Spatii_verzi
 - Limita_Port_Bazinul_Nou
 - Ape_Permanente_P17

Ln (Lnoapte)
4m
ed 1
10.Aprilie.2017
RO024_GALATI_250000

HARTA DE ZGOMOT

CN APDM SA Galati
Portul Bazinul Nou
SC GRUPUL DE MASURATORI
SI DIAGNOZA srl GALATI
www.vibroacoustic.eu
Fax: +40336802228

Port Docuri Harta de Baza

Straturi Tematice

Scara 1 : 5000

0 100 200 300 400 500 m



ed 1
10.Apr.2017
RO024_GALATI_250000

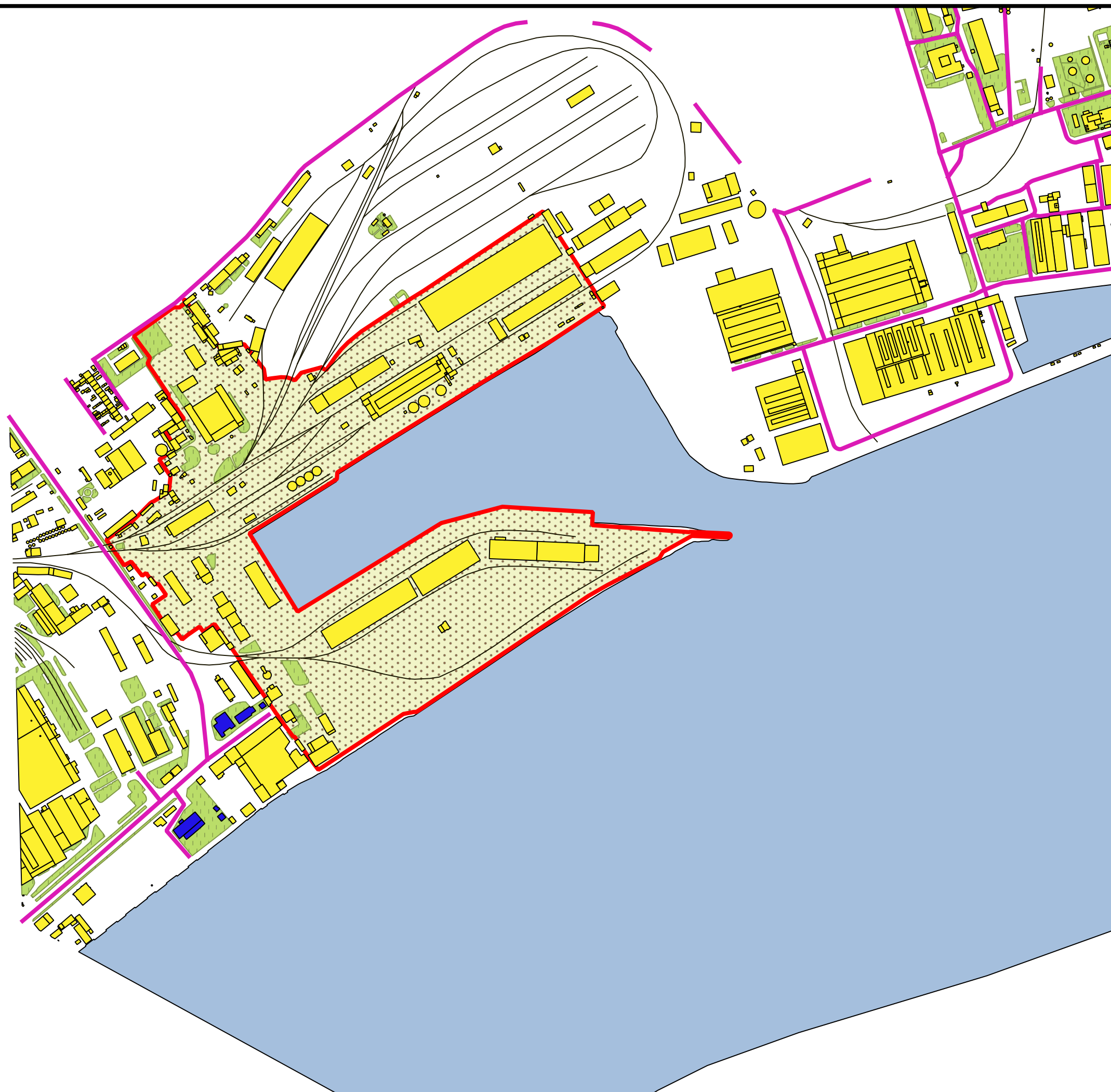
HARTA DE BAZA

CN APDM SA Galati
Portul DOCURI

SC GRUPUL DE MASURATORI
SI DIAGNOZA srl GALATI
www.vibroacoustic.eu
Fax: +40336802228

Legend


- Cladiri_Persoane_Juridice
- Cladiri_Institutii
- Cai_Rutiere
- Cladiri_Rezidentiale
- Cladiri_Culte
- Cai_Ferate
- Blocuri_pe_scari
- Limita Port Docuri
- Spatii_verzi
- Limita_Port_Docuri
- Ape_Permanente_P17



Port Docuri Harta de Zgomot

Interval : Zi / Seara / Noapte

Scara 1 : 5000



Legend

Port Docuri Lden


- 45 - 50 db (A)
- 50 - 55 db (A)
- 55 - 60 db (A)
- 60 - 65 db (A)
- 65 - 70 db (A)
- 70 - 75 db (A)
- 75 - 80 db (A)
- Cladiri_Persoane_Juridice
- Cladiri_Institutii
- Cai_Rutiere
- Cladiri_Rezidentiale
- Cladiri_Culte
- Cai_Ferate
- Blocuri_pe_scari
- Limita Port Docuri
- Spatii_verzi
- Limita_Port_Docuri
- Ape_Permanente_P17

01 Apr 2024
RO024_GALATI_250000
A A Z M T
A M A
r DOCURI
MA A
A Z r A A
r

Port Docuri Harta de Conflict

Interval : Zi / Seara / Noapte

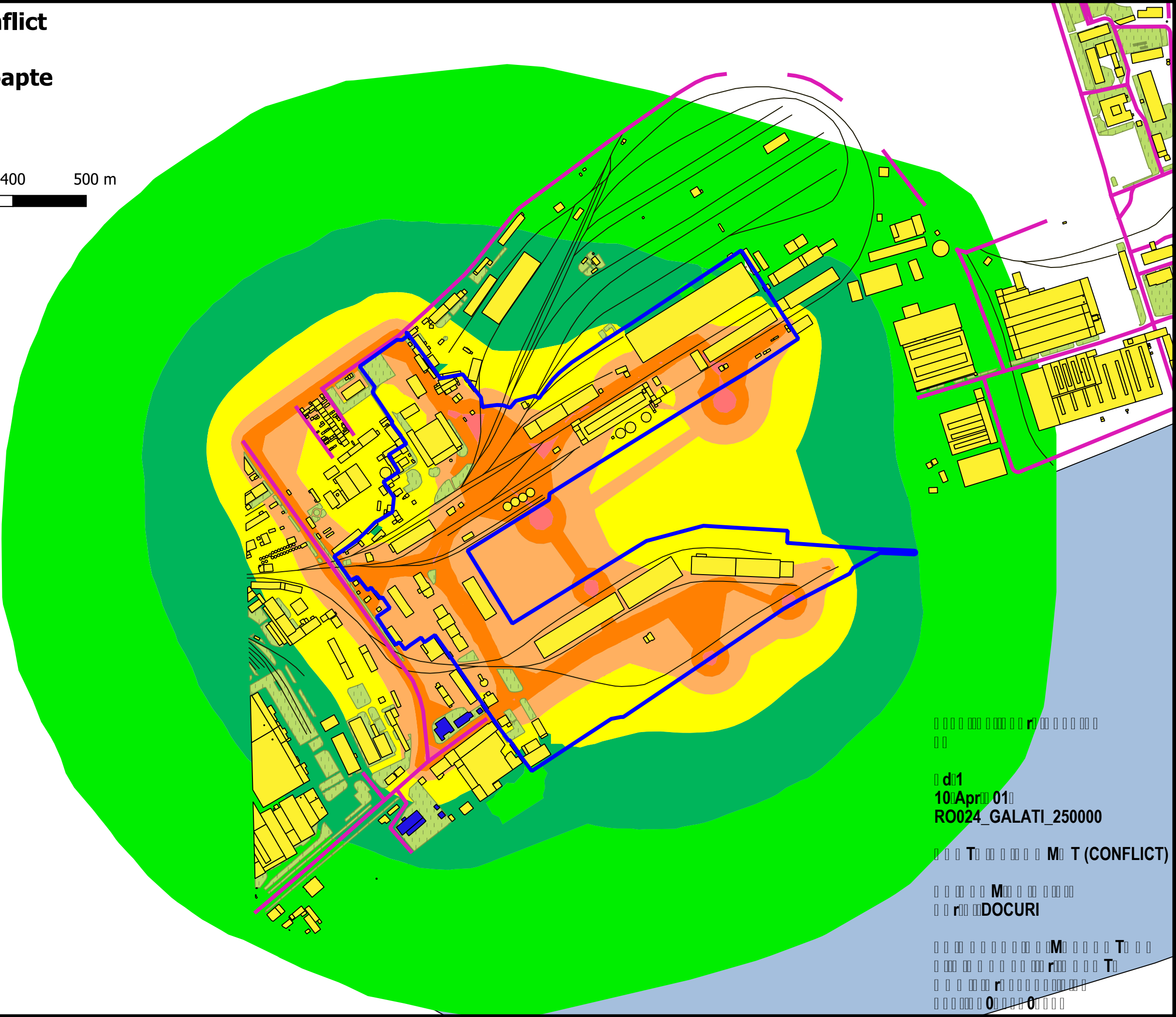
Scara 1 : 5000



Legend

Port Docuri Lden Conflict

- 50 - 55 db (A)
- 55 - 60 db (A)
- 60 - 65 db (A)
- 65 - 70 db (A)
- 70 - 75 db (A)
- 75 - 80 db (A)
- Limita Port Docuri
- Cladiri_Persoane_Juridice
- Cladiri_Institutii
- Cai_Rutiere
- Cladiri_Rezidentiale
- Cladiri_Culte
- Cai_Ferate
- Blocuri_pe_scari
- Spatii_verzi
- Limita_Port_Docuri
- Ape_Permanente_P17




10 April 2017
RO024_GALATI_250000
T (CONFLICT)
M
DOCURI
M T
0

Port Docuri Harta de Conflict

Interval : Noapte

Scara 1 : 5000



Legend

Port Docuri Ln conflict

- 50 - 55 db (A)
- 55 - 60 db (A)
- 60 - 65 db (A)
- 65 - 70 db (A)
- 70 - 75 db (A)
- 75 - 80 db (A)
- Limita Port Docuri
- Cladiri_Persoane_Juridice
- Cladiri_Institutii
- Cai_Rutiere
- Cladiri_Rezidentiale
- Cladiri_Culte
- Cai_Ferate
- Blocuri_pe_scari
- Spatii_verzi
- Limita_Port_Docuri
- Ape_Permanente_P17




L (L)
d
0Apr
RO024_GALATI_250000
T OMOT (CONFLICT)
CN M
r DOCURI
C L M TO I
I NO r L TI
r
F

Port Docuri Harta de Zgomot

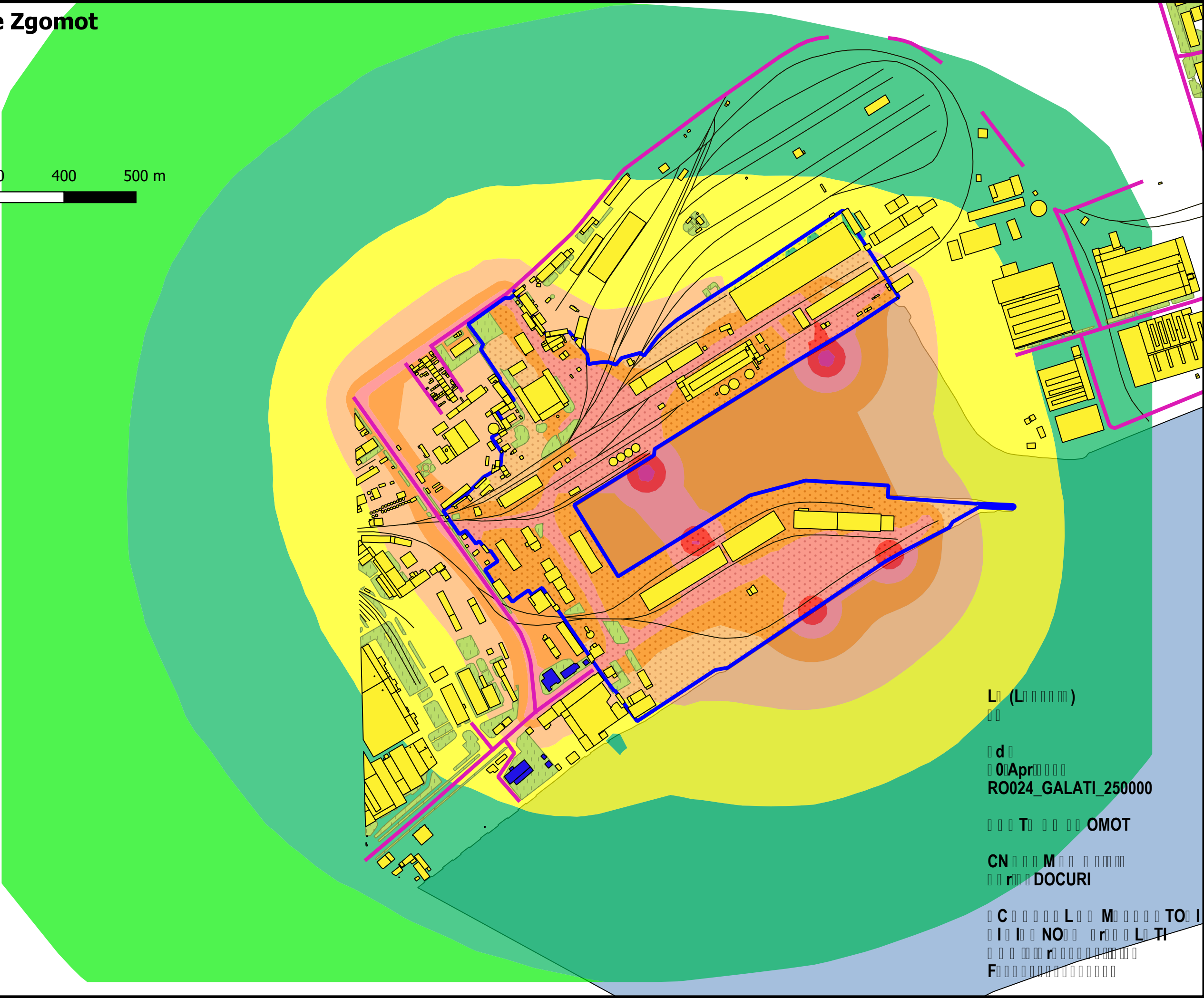
Interval : Noapte

Scara 1 : 5000



Legend

- Port Docuri Ln
- 35 - 40 db (A)
 - 40 - 45 db (A)
 - 45 - 50 db (A)
 - 50 - 55 db (A)
 - 55 - 60 db (A)
 - 60 - 65 db (A)
 - 65 - 70 db (A)
 - 70 - 75 db (A)
 - Cladiri_Persoane_Juridice
 - Cladiri_Institutii
 - Limita Port Docuri
 - Cai_Rutiere
 - Cladiri_Rezidentiale
 - Cladiri_Culte
 - Cai_Ferate
 - Blocuri_pe_scari
 - Spatii_verzi
 - Limita_Port_Docuri
 - Ape_Permanente_P17



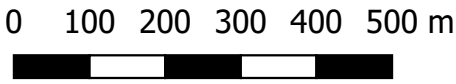
L (L)
d
0Apr
R0024_GALATI_250000
T OMOT
CN M
r DOCURI
C L M TO I
I NO r L TI
F

d
 01 Apr
 R0024_GALATI_250000
 T BAZA
 CN M
 r MINERALIER
 C L M
 I I NO r L
 F

Port Mineralier Harta de Conflict

Interval : Zi / Seara / Noapte

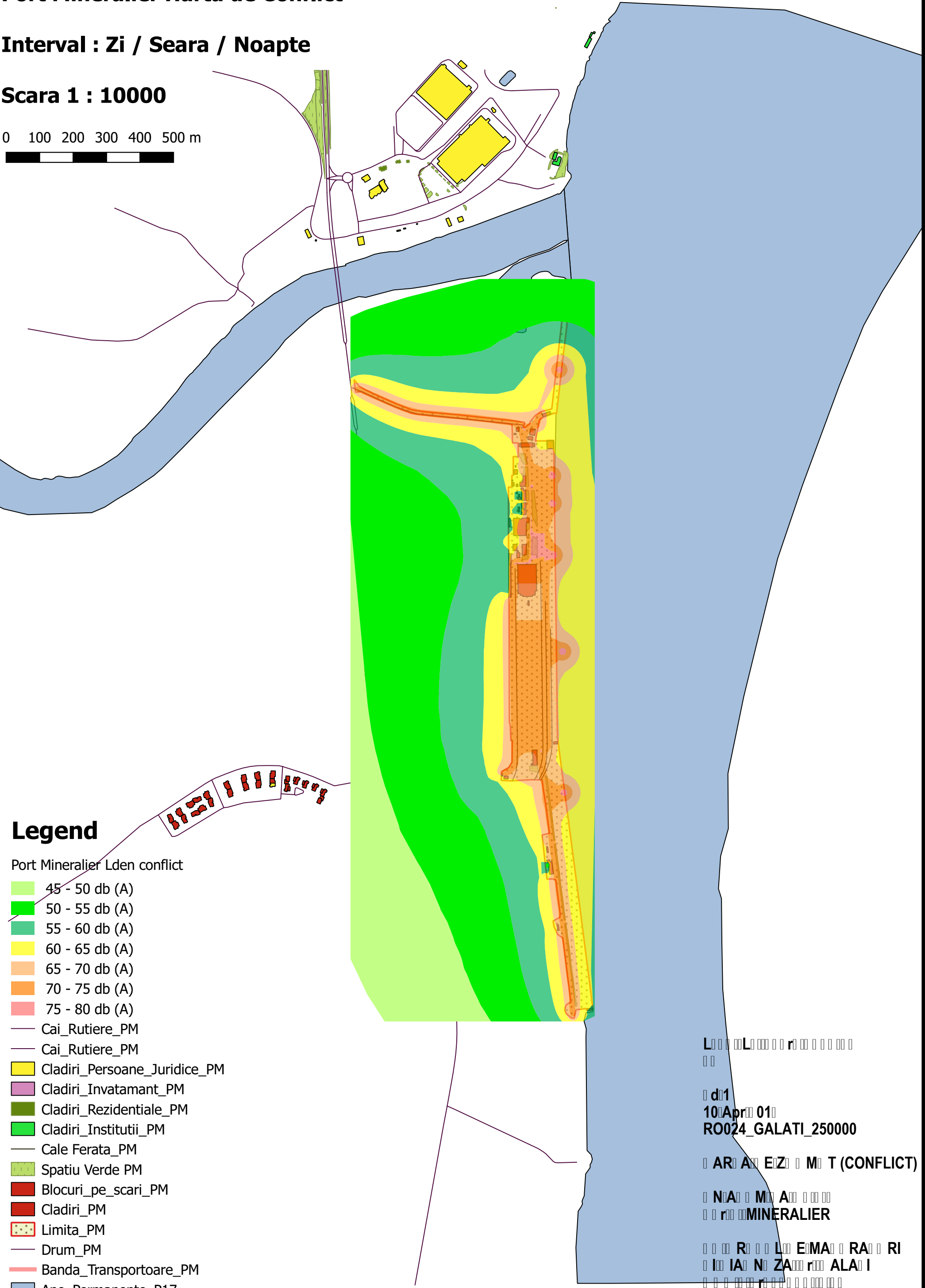
Scara 1 : 10000



Legend

Port Mineralier Lden conflict

- 45 - 50 db (A)
- 50 - 55 db (A)
- 55 - 60 db (A)
- 60 - 65 db (A)
- 65 - 70 db (A)
- 70 - 75 db (A)
- 75 - 80 db (A)
- Cai_Rutiere_PM
- Cai_Rutiere_PM
- Cladiri_Persoane_Juridice_PM
- Cladiri_Invatamant_PM
- Cladiri_Rezidentiale_PM
- Cladiri_Institutii_PM
- Cale Ferata_PM
- Spatiu Verde PM
- Blocuri_pe_scari_PM
- Cladiri_PM
- Limita_PM
- Drum_PM
- Banda_Transportoare_PM
- Ape_Permanente_P17

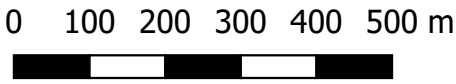


L
10
RO024_GALATI_250000
AR
N
R
R
0

Port Mineralier Harta de Zgomot

Interval : Zi / Seara / Noapte

Scara 1 : 10000



Legend

Port Mineralier Lden

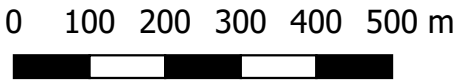
- 45 - 50 db (A)
- 50 - 55 db (A)
- 55 - 60 db (A)
- 60 - 65 db (A)
- 65 - 70 db (A)
- 70 - 75 db (A)
- 75 - 80 db (A)
- Cai_Rutiere_PM
- Cai_Rutiere_PM
- Cladiri_Persoane_Juridice_PM
- Cladiri_Invatamant_PM
- Cladiri_Rezidentiale_PM
- Cladiri_Institutii_PM
- Cale Ferata_PM
- Spatiu Verde PM
- Blocuri_pe_scari_PM
- Cladiri_PM
- Limita_PM
- Drum_PM
- Banda_Transportoare_PM
- Ape_Permanente_P17

L... L... r...
d1
10Apr01
R0024_GALATI_250000
AR A E M T
NA M A
r MINERALIER
R L EMA RA RI
IA N A r ALA I
0 0

Port Mineralier Harta de Conflict

Interval : Noapte

Scara 1 : 10000



Legend

Port Mineralier Ln conflict

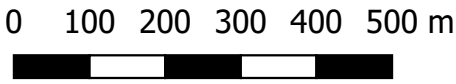
- 45 - 50 db (A)
- 50 - 55 db (A)
- 55 - 60 db (A)
- 60 - 65 db (A)
- 65 - 70 db (A)
- 70 - 75 db (A)
- Cai_Rutiere_PM
- Cai_Rutiere_PM
- Cladiri_Persoane_Juridice_PM
- Cladiri_Invatamant_PM
- Cladiri_Rezidentiale_PM
- Cladiri_Institutii_PM
- Cale Ferata_PM
- Spatiu Verde PM
- Blocuri_pe_scari_PM
- Cladiri_PM
- Limita_PM
- Drum_PM
- Banda_Transportoare_PM
- Ape_Permanente_P17

L
10
RO024_GALATI_250000
AR
NA
IA
R
0

Port Mineralier Harta de Zgomot

Interval : Noapte

Scara 1 : 10000



Legend

- Port Mineralier Ln
- 35 - 40 db (A)
 - 40 - 45 db (A)
 - 45 - 50 db (A)
 - 50 - 55 db (A)
 - 55 - 60 db (A)
 - 60 - 65 db (A)
 - 65 - 70 db (A)
 - 70 - 75 db (A)
 - 75 - 80 db (A)
 - Cai_Rutiere_PM
 - Cai_Rutiere_PM
 - Cladiri_Persoane_Juridice_PM
 - Cladiri_Invatamant_PM
 - Cladiri_Rezidentiale_PM
 - Cladiri_Institutii_PM
 - Cale Ferata_PM
 - Spatiu Verde PM
 - Blocuri_pe_scari_PM
 - Cladiri_PM
 - Limita_PM
 - Drum_PM
 - Banda_Transportoare_PM
 - Ape_Permanente_P17

L
d1
10 Apr 01
R0024_GALATI_250000
AR A E M T
NA M A
r MINERALIER
R L E MA RA RI
IA N A r ALA I
0 0